

## Product Description

The 3850 scope cabinet is constructed of melamine with a locking roll top door. This cabinet features ambient air vents, a removable drip tray, and a padded rear wall under crossbar to protect scope optics. The "VA" and "DV" models include a top-mounted air ventilation system. Partial sloped top meets healthcare requirements. Hanging lengths vary depending on your cabinet choice: Single or Double Scope Manager®, and/or use or RTKE lock.

## Product Specifications

### Materials

Shell	Thermally fused melamine over 3/4" (1.9 cm) particleboard. Soft white. 3" (7.6 cm) standard toe kick.
Top	Powder-coated finish over metal.
Scope Managers	Injection molded substrate with soft over-mold to cushion scopes. Contoured rear cavity cradles and protects fiber-optic bundle.
Drip Tray	Seamless plastic; Removable.
Tambour Door	Counterbalanced, locking. Light gray 1342.

### Dimensions

Height	92" (233.7 cm)
Width	24 3/4" (62.9cm)
Depth	18" (45.7 cm)

### Options

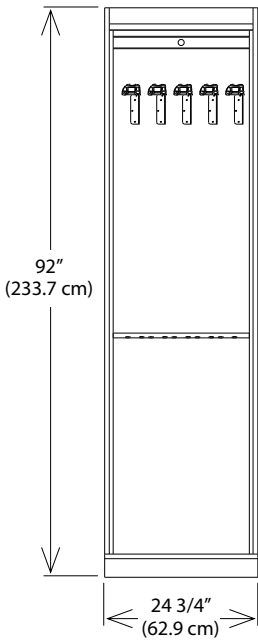
RTKE	Electronic roll top keyless entry.
3800FU	Fan unit 85 milli amps. Activated when roll top door closes and stays on for 90 minutes. The fan unit cord is 12' (365.8 cm) long with a two-prong plug.
No Toe Kick	Will take 3" off cabinet height.



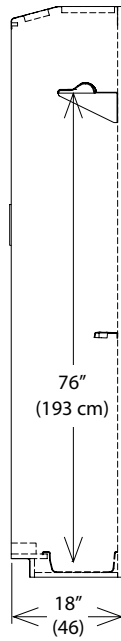
Accessories sold separately.

Model	Capacity	Ventilation	Weight
3850AA	5 Large Diameter	Ambient Air	153 lbs. (69.4 kg)
3850VA	5 Large Diameter	Ventilation Fan	156 lbs. (70.8 kg)
3850DA	10 Large Diameter	Ambient Air	157 lbs. (71.2 kg)
3850DV	10 Large Diameter	Ventilation Fan	160 lbs. (72.6 kg)

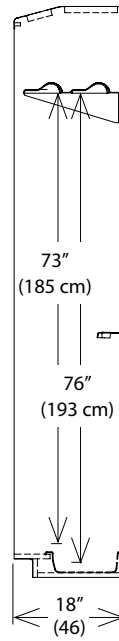
3850



3850 Single (RTKE)



3850 Double



3850 Double (RTKE)

